
Trucking Industry Summit

4 May 2019

Presenters: Kane Patena, General Manager, Regulatory
Kelvin Lloyd, Manager, Road Compliance South Island
Riccardo Areosa, Manager, Permitting Assessments

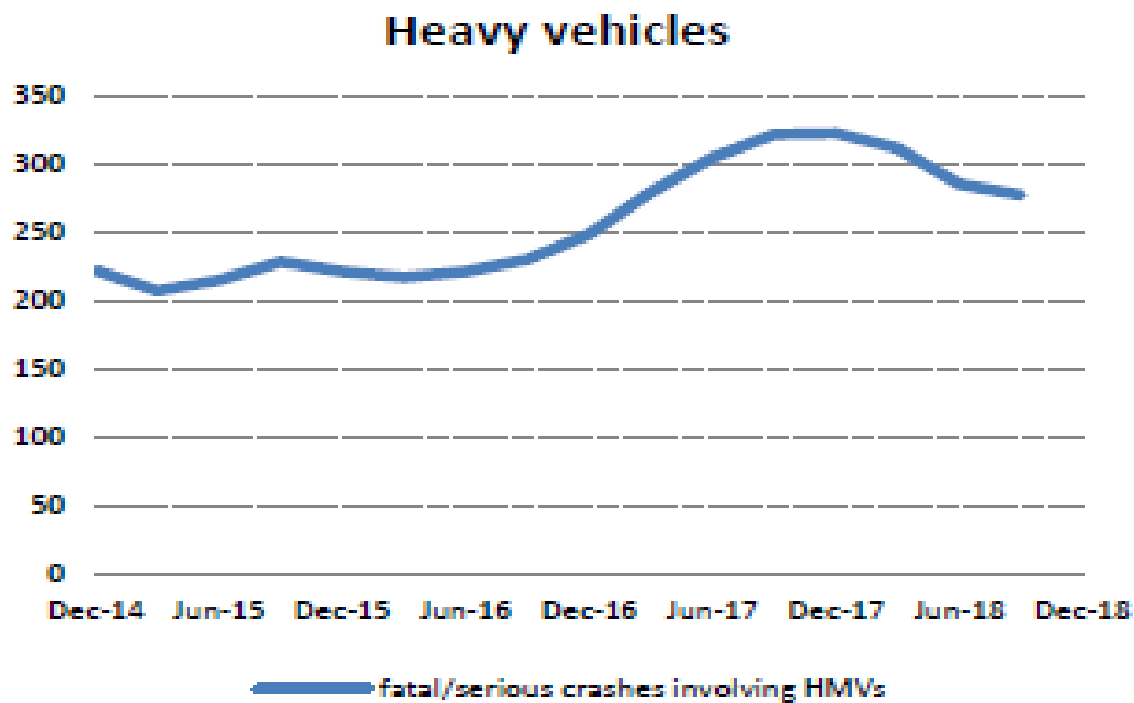


Operator compliance

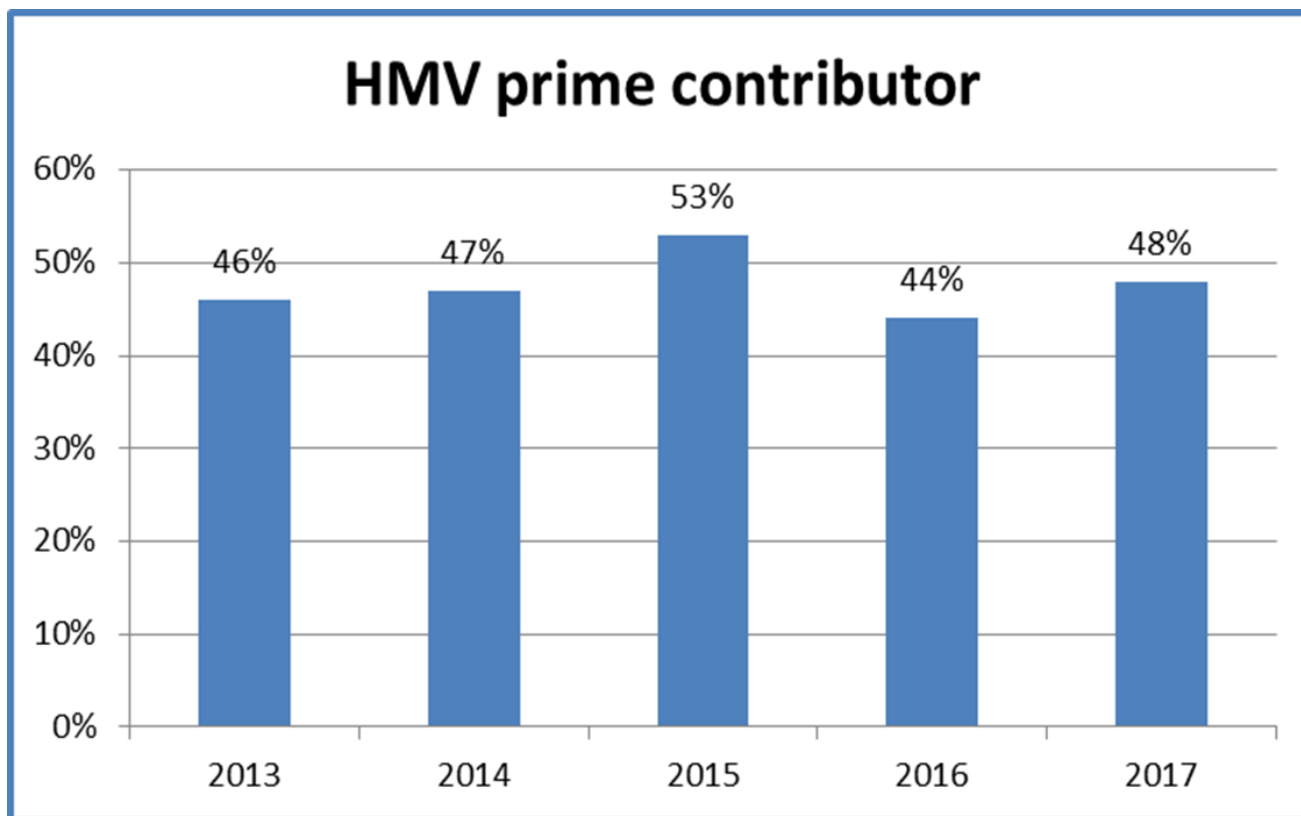
Kelvin Lloyd, Manager, Road Compliance South Island



The problem



The problem



Who we deal with

	Central North Island		Lower North Island		South Island		Upper North Island	
TSL TYPE	TSLs	Vehicles	TSLs	Vehicles	TSLs	Vehicles	TSLs	Vehicles
GSL	4844	24293	5261	27381	7238	38993	7150	43502
RSL	120	2922	139	2967	342	30928	341	66946
VRL	91	220	102	266	151	417	147	466
LSPL	205	3992	206	4065	487	6820	373	5952
SPSL	927	1696	3098	4658	2796	5432	8327	13995

Our concerns

- Driver offending
 - Speed
 - Restraints
 - distraction, fatigue
- Vehicle condition
 - COF
 - RID rates – Vehicles not up to COF standard at roadside
- Company offending
 - Non-compliance with work time rules
 - RUC non-compliance
 - Weight and permit breaches

Regulatory tools

- Education
- Formal warning/pre-revocation
- Notice of proposal
- Revocation

What we expect to see

- Systems in place to address issues
- Evidence that the systems are working
- Where plans are needed, they are 'owned' by the regulated party
- The regulator is taken seriously
- Improvements are sustained

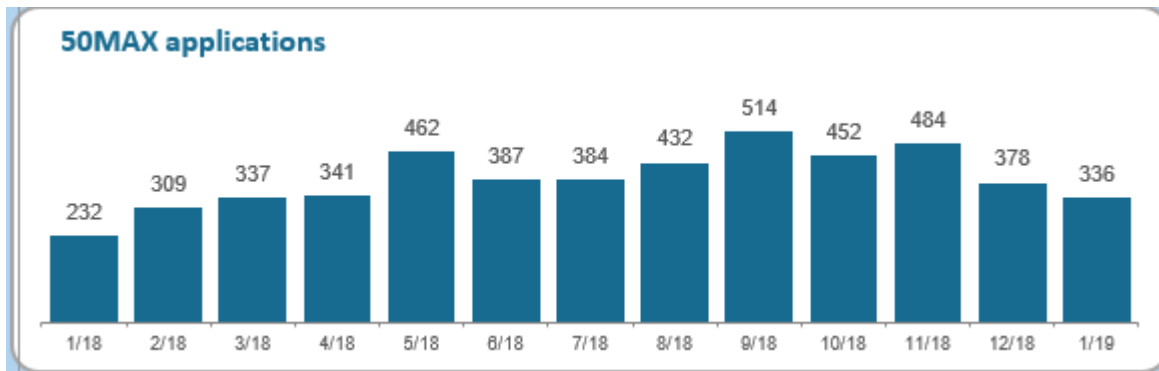
Permitting performance

Riccardo Areosa, Manager, Permitting Assessments



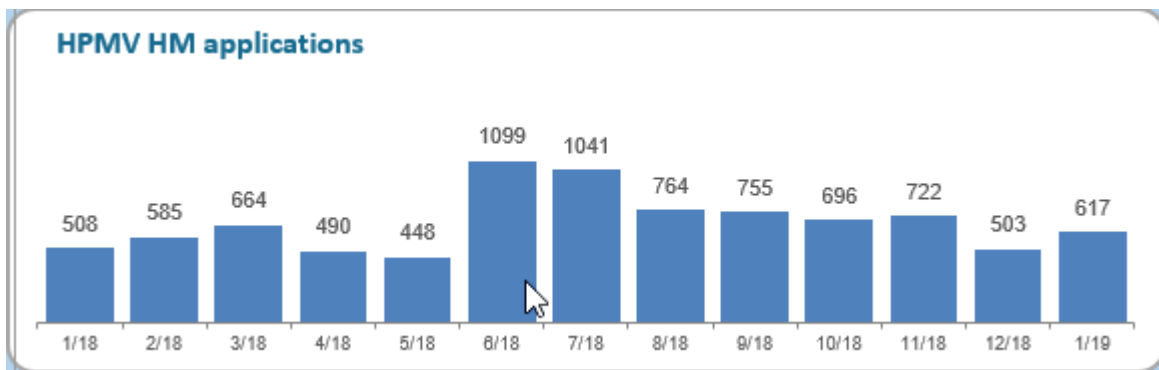
Permit volumes

50MAX vs Higher Mass 2018



Total approved: 5048

2017: 5007



Total approved: 8892

2017: 3393

Freight performance- Last 6 months

(Average based on issued permits)

Permit	National Average 2018 (working days)	Last 6 Months Nov18-April19 (working days)	April 2019 (working days)
50MAX (5 day SLA)	2	3	3
Over Length	2	3	3
HPMV Higher Mass	19	16	13
HPMV Auckland/Northland	9	8	7
HPMV Waikato/BOP	27	20	12
HPMV Gisborne/Hawkes Bay	16	17	10
HPMV Taranaki/Manawatu/Wellington	18	13	10
HPMV Nelson/Marl/Tasman	25	14	19
HPMV Canterbury/West Coast	21	18	15
HPMV Southland/Otago	16	19	19

HPMV permitting

Compliance changes - in play from 18 Dec 2018

- **Strengthening operator screening requirements when applying for heavy vehicle permits**
- **Introducing active monitoring of current heavy vehicle permit**
- **Critical breaches of permits – examples**
 - Exceeded maximum gross mass limit
 - Exceeded gross weight limit on a bridge
 - Exceeded gross weight limit – bridge (80% to 90% of Class 1)
 - Exceeded 39 tonne – unfit vehicle
 - Caused or required a vehicle to be overloaded
 - Operated truck and simple trailer over 32 tonnes
 - Exceeded the weight limit on a bridge
 - Breached critical condition of high-productivity permit – gross mass
 - Breached critical condition of high-productivity permit – vehicle mass
 - Breached critical condition high-productivity permit – bridge restriction
- **Initial scope of this is around critical breaches of permits condition. These offence carry a \$2000 fine.**

Compliance statistics

As at 30 April 2019

Application Type	Received	Approved	Declined	Performance (Working days)
50MAX	1901	1893	1	4
Higher Mass	3130	2534	0	23
Over Length	918	923	1	3

Total Critical Breaches -18 Dec	144
Assessed	41 breaches
Revoked	29 Permits
Warned	16 Operators
Average breach weight	1843kgs

Future opportunities

- Release of 50MAX Bridge Restrictions to allow the data to be used by GIS providers
- Onboarding of the last 5% of local councils into the 50MAX network
- Continued growth of the HPMV approved network
- Formalising of the new Performance Base Standards to allow assessment of new pro-forma diagrams